

Internalising the external costs of transport

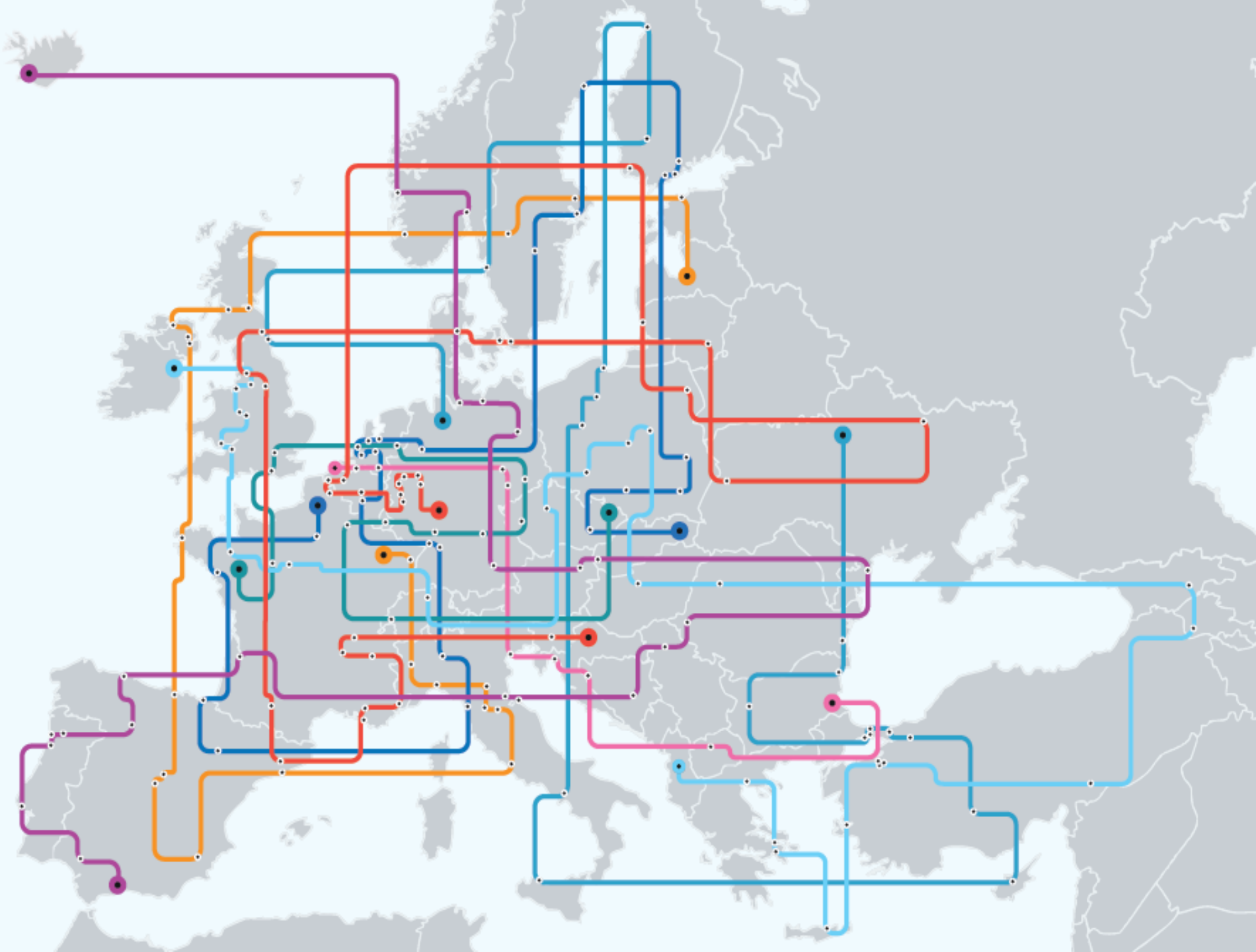
Thomas Willson – Policy Advisor and Project Coordinator

Florence School of Regulation, 20/05/19





OVER
140 OF EUROPE'S
MAJOR
39 CITIES
COUNTRIES





Impact of urban transport in the EU

Air pollution

- Urban population exposed to levels beyond WHO guidelines:
 - PM2.5: 74-85%
 - PM10: 42-52%
 - O3: 95-98%
 - NO2: 7-8%
 - BaP: 85-90%
 - SO2: 21-38%

Climate change

- Contributes to 40% of CO2 emissions from total road transport

Noise

- 62% of major city populations are exposed to long-term average traffic noise above 55db

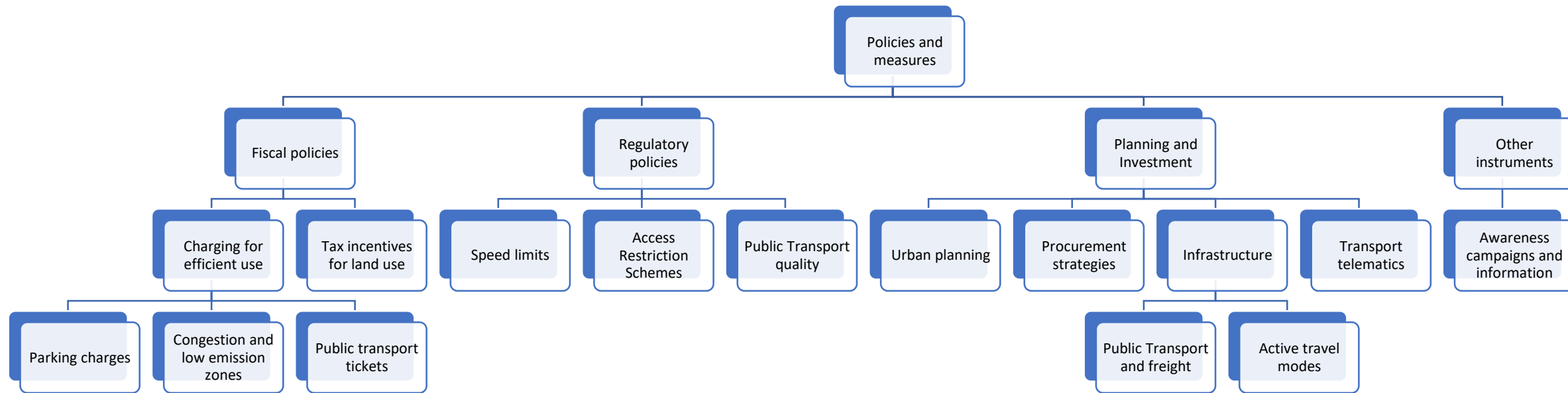
Congestion

- Approx. EUR 100bn cost per annum or ~1% of EU's GDP from urban transport

Traffic accidents

- 25,300 fatalities and 135,000 seriously injured
- 37% of these occur in urban areas

City authority policy instruments and measures to address external costs





City authority policy instruments to directly internalise external costs

Road transport

- Urban road pricing schemes

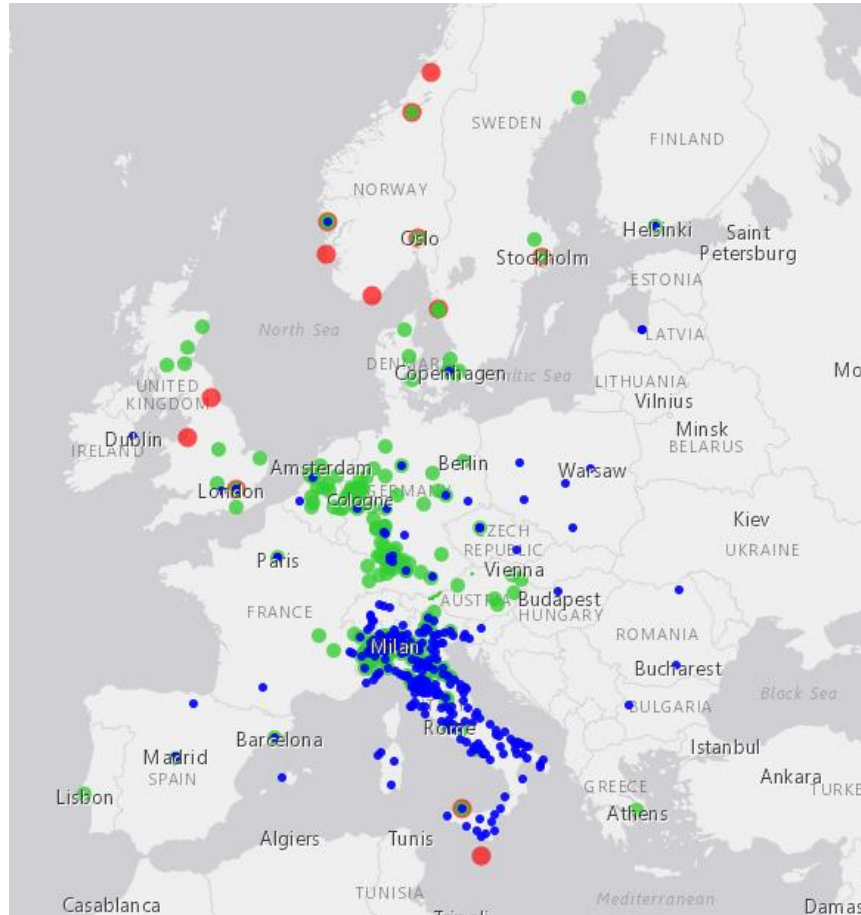
Inland navigation

- Port charges
- Locks and bridges charges

Aviation

- Landing and take-off charges
- Noise charge
- Emissions charge

Urban vehicle access regulations



Source: CLARS, urbanaccessregulations.eu

Low emission zones (LEZs)

- Primarily prohibitive (i.e. fine for noncompliance)
- Typically based on EURO emission classes

Urban road tolls

- Fee and time based

Key Access Regulation Schemes (Key-ARS)

- Permit required
- Access at fixed periods
- Certain vehicles

Sustainable Urban Mobility Plans

Integrated, strategic, long-term transport plan with **clear goals** and **monitoring**, for better **accessibility**, and **quality of life** for the functional **urban area!**

